

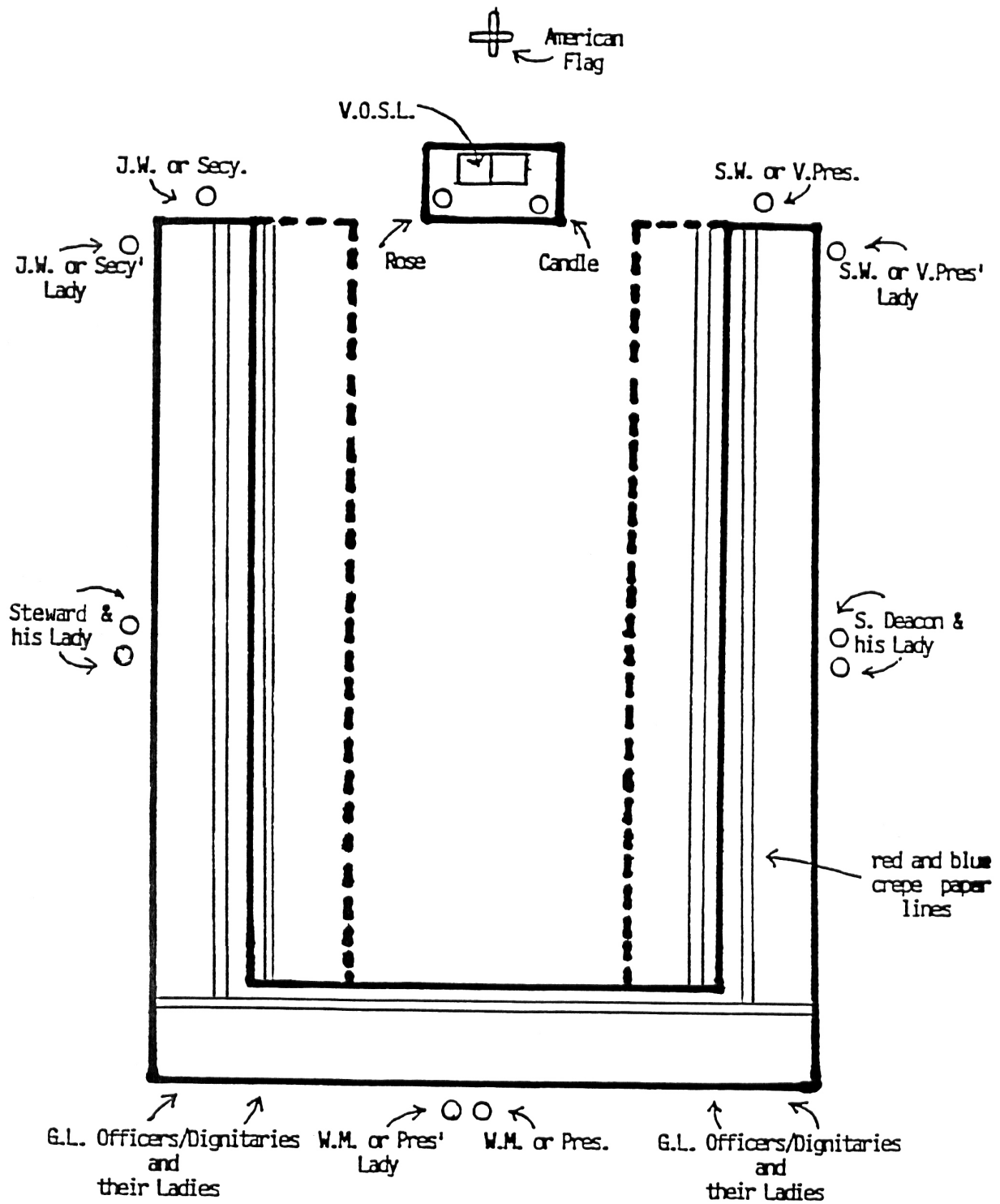


**THE MOST WORSHIPFUL GRAND LODGE  
OF THE STATE OF CONNECTICUT  
ANCIENT FREE AND ACCEPTED MASONS**



**\*\*\*\*\* LADIES AT THE TABLE PROGRAM \*\*\*\*\***



Note: The dotted lines indicate the setup using doubled tables. The History Reader and his Lady may be seated at almost any location about the table.

(THIS PAGE REPEATED) { Page 6.  
Page 10.  
Page 27.

THE "SCRIPT"

AND

INTRODUCTORY INFORMATION PACKAGE

\*\*\*\* FOR USE BY BLUE LODGE COUNCIL / FELLOW CRAFT CLUB - PRESIDENT \*\*\*\*

This page, and the pages immediately following this page  
- - - THAT IS - PAGES 24, 26, 28 THROUGH 40 INCLUSIVE - - -  
should be copied, and the copies distributed to each person assigned  
a major presentation role in the Program.

(Refer to "Cast of Characters" Worksheet for Role Assignments.)

There exists little need to distribute the entire "Ladies At The Table" Program to all members of the Cast. The above indicated package should suffice. However, it is imperative that each person taking a part in the actual presentation have a thorough knowledge of the entire Program?

THE "LADIES AT THE TABLE" PROGRAM

**EXAMPLE OF A SPECIFIC TOAST AND ITS SUBSEQUENT HISTORY READING**

(example is for general guidance in Program preparation)

[ A TOAST RE: SUSAN B. ANTHONY ]

“TOAST-MAKER” . . . . . (after standing) \* (one rap of gavel for attention)

“Ladies and Brethren, I make our next toast to a lady by the name of Susan B. Anthony, for her great efforts in support of Women’s Suffrage.”

“TOAST-MAKER” . . . . . \*\*\* (three raps of the gavel, all stand)

“Touch, Grasp, Rise to Toast, To Cause, Taste, Sip, Toast, Rotate, With Honor.”

\* (one rap of the gavel, all are seated)

“HISTORY READER” . . . . . (immediately after all are seated, stands.)

\* (one rap for gavel for attention)

“WITH WOMEN’S RIGHTS BEING ALMOST NON-EXISTENT AT THE TIME, SUSAN B. ANTHONY SPENT THE GREATEST PART OF HER LIFE WORKING HARD FOR SUCH RIGHTS. SHE LIVED TO SEE 154 UNIVERSITIES ANDS COLLEGES BECOME CO-EDUCATIONAL; THE NUMBER OF WOMEN TEACHERS RISE FROM TWENTY-FIVE TO EIGHTY PERCENT; AND WOMEN ENTER THE FIELD OF ART, THEOLOGY, AND LAW. SHE SAW WOMEN GIVEN THE RIGHT TO TAKE THEIR PLEAS TO THE SUPREME COURT, TO OWN AND CONTROL THEIR OWN PROPERTY, TO SUE AND BE SUED. THEY COULD MAKE THEIR OWN CONTRACTS AND KEEP THEIR EARNINGS; AND PROBABLY MOST IMPORTANT, SHE LIVED TO SEE WOMEN ABLE TO SHARE IN THE GUARDIANSHIP OVER THEIR CHILDREN.

THOUGH SHE NEVER LIVED TO SEE HER MAIN GOAL ACHIEVED, SUSAN B. ANTHONY IS NOW VERY AFFECTIONATELY REMEMBERED AS “THE SUFFRAGETTE”. SUSAN B. ANTHONY TRULY DESERVES GREAT CREDIT FOR HER EFFORTS IN OBTAINING THE AMERICAN WOMENS’ RIGHT TO VOTE. ‘THANK YOU, MS. ANTHONY. YOU DEFINITELY EARNED YOUR TITLE!’”

(The History Reader then seats himself)

[Note: This History Reading = 157 words.]

## PROGRAM INTRODUCTION

NOTE: TO BE READ (EXPLAINED) BY THE PRESIDING OFFICER, OR HIS DESIGNEE,  
TO ALL PRESENT PRIOR TO INITIATING THE TABLE PROCEEDINGS

## HISTORICAL SIGNIFICANCE

Ladies At The Table is nothing new, just revised. Masonic historians report that this “Ceremony Of The Banquet” originated within ADOPTIVE MASONRY in France, about the middle of the 18<sup>th</sup> century. As all things come to pass, this special dinner and evening was set aside, no longer to be. (The French Revolution played a big part in its ending) We do know that Ben Franklin did attend at least one of these dinners during his time in France.

There is a strong possibility this special Rite of Adoption dinner was attended by many young Englishmen soon to be sent to Ireland, to be trained, for two years, as British Officers and hence the birth of the Masonic Table Lodge. (As with many early customs, this one too, does not have a clear historical record.) [Reference: The Short Talk Bulletin, Vol. 69, October 1991, No. 10]

## TECHNICAL VOCABULARY

According to Mackey’s ‘Revised Encyclopedia’ (and Cavel’s History), “The Rite Of Adoption has established a technical vocabulary to be used only at the Table.” Therefore, among the many eccentric expressions, the following:

- This (LODGE) ROOM is called . . . . . EDEN
- The DOORS are called . . . . . BARRIERS
- The NAPKINS are called . . . . . FLAGS
- The WINEGLASS is called . . . . . A LAMP
- The CONTENTS of the wineglass is called . . . OIL
- With WINE being called . . . . . RED OIL
- With JUICE, SODA or WATER being called . WHITE OIL
- To FILL YOUR GLASS is to . . . . . TRIM YOUR LAMP
- To DRINK ALL FROM YOUR GLASS is to . EXTINGUISH YOUR LAMP

The technical vocabulary goes on and on, including symbolic language for the tables, the chairs, the plates, the eating utensils, etc...

(Continued . . . .)

PROGRAM INTRODUCTION (Continued . . . .)

EACH TOAST SHALL BE CONDUCTED IN THE FOLLOWING MANNER:  
(illustrate while explaining)

- TOUCH . . . . . The right hand reaches to the wine glass.
- GRASP . . . . . The right hand holds the glass, but does not lift the glass from the table.
- RISE TO TOAST . . . . . With the right hand extended, the glass is lifted to the dead level of the chin.
- TO CAUSE . . . . . The glass is brought to the lips.
- TASTE . . . . . Drink approximately 1/3 of the beverage.
- SIP . . . . . Drink approximately 1/3 of the beverage.
- TOAST . . . . . Drink all that remains in the glass; do not remove the glass from your lips.
- ROTATE . . . . . The glass is moved away from the lips and extended an arm's length straight out to a dead level from the chin. As a group working together; first move the glass and arm 45 degrees to the left and return to center; then move 45 degrees to the right; then return to center and stop.
- WITH HONOR . . . . . The glass is brought to the table with only one sound (hopefully) of the glass meeting the table.

“Now that we are all “Authorities” on how to do the Toasts (???), please note that we have planned a total of (number) \_\_\_\_\_ Toasts for this program.”

RAPS WITH GAVEL - MEANINGS

- ONE RAP \* Call all to order/attention (be seated/remain seated).
- TWO RAPS \*\* The subordinate officers only rise.
- THREE RAPS \*\*\* All in attendance rise.
- ONE RAP AGAIN \* All in attendance be seated again.

“Please listen carefully to the raps of the gavels, as they will be of particular significance during the program presentation.”

“We should now be prepared to begin the program. Thank you.”

OPENING OF "LADIES AT THE TABLE"

Note: Only those called upon by the Worshipful Master shall rise from their chair to respond and then return to their chair.

Worshipful Master \* (one rap of gavel-"call to order" - stands)

Senior Warden \* (one rap of gavel-"call to order" - stands)

Junior Warden \* (one rap of gavel-"call to order" - stands)

Worshipful Master . . . . . \* (one rap of gavel)

"Brother Sr. Warden, have all been seated on your left (and right)?

Senior Warden . . . . .

"All have been seated, Worshipful Master."

Worshipful Master . . . . .

"Thank you, Brother Sr. Warden."

Worshipful Master . . . . . \* (one rap of gavel)

"Brother Jr. Warden, have all been seated on your right (and Left)?

Junior Warden . . . . .

"All have been seated, Worshipful Master".

Worshipful Master . . . . .

"Thank you, Brother Jr. Warden."

Worshipful Master . . . . . \* (one rap of gavel seats officers)

Worshipful Master . . . . . \* (one rap of gavel)

"Brother Sr. Deacon," (The Senior Deacon stands.) "Set the altar, display the lights, and lead us in prayer."

OPENING OF "LADIES AT THE TABLE" (con't)

(The Worshipful Master gives three \*\*\* raps of the gavel.) All stand and the Sr. Deacon moves to the altar, kneels, opens the Volume of the Sacred Law (V.O.S.L.) to display a passage of his choosing and lights the candle in the upper left hand corner of the altar.

Senior Deacon . . . . .

(Recites audible prayer of his choice.)

(Upon completion of the prayer, the Sr. Deacon returns to his seat and remains standing, along with everyone else.)

Worshipful Master . . . . .

"Thank you, Brother Sr. Deacon. Ladies and Brethren, please join me in the "Pledge of Allegiance to our Flag"."

(Upon completion, the Wor. Master gives one rap \* of gavel and seats all present, except himself.)

Worshipful Master . . . . . \* (one rap of gavel)

"Brother Sr. Warden." (The S.W. stands) "Please explain the meaning of the red rose."

Senior Warden . . . . .

"The rose signifies the level of relationship between two people. A white rose stands for purity, a yellow rose for jealousy, and a red rose is for love. Therefore, in this occasion, only the red rose is used."

Worshipful Master . . . . . (still standing)

"Thank you Brother Senior Warden." (The Senior Warden seats himself.)

Worshipful Master . . . . . (still standing) \* (one rap of gavel)

"Brother Junior Warden, please explain the meaning of the burning white candle."



OPENING OF "LADIES AT THE TABLE" (con't.)

Junior Warden . . . . .

“ The white candle burns for those mason’s ladies of the past, who have been called to follow a path to a far off country from which no-one ever returns. The flame burns brightly for them to be remembered, especially on this night.”

Worshipful Master . . . . . (still standing)

“Thank you, Brother Junior Warden.” (The Junior Warden seats himself.)

Worshipful Master . . . . . (the only person standing)

“Ladies at the table, it is a great honor and a pleasure to have you here with us this evening. Our gathering together is intended to provide you with pleasure as well as enjoyment. It is also an evening set aside for us to remember your greatly valued friendship, your loyalty, and your love, without which we would never reach our goals.”

**FIRST TOAST**

Worshipful Master . . . . . (still standing) \* (one rap of the gavel)

“Brother Junior Deacon”, (the Jr. Deacon stands) “Cause the oil to meet the line.”  
(After giving order, WM seats himself.)

Junior Deacon . . . . . “Brother Stewards, you will trim the lamps.”

(The Jr. Deacon directs the stewards to fill the wine/juice glasses, and seats himself.)

Junior Deacon . . . . . (after being sure all the glasses are filled, stands)

“Worshipful Master, the oil is to the line; and all the lamps are trimmed.”

Worshipful Master . . . . . (stands)

“Thank you, Brother Junior Deacon.” (The Jr. Deacon seats himself.)

“LADIES AT THE TABLE, FIRST TOAST”

Worshipful Master . . . . . (the only person standing)

“Ladies and Brethren, the first toast is to a lady by the name of \_\_\_\_\_.”  
(Give reason for her selection in one sentence.)

“Brother Historian, Please give a short history of \_\_\_\_\_. (After giving order, W.M. sits.) (Historian gives a short history of the woman to whom the toast is to be given. No more than two or three paragraphs long. He then seats himself.)

Worshipful Master . . . . . (rises, gives three \*\*\* raps of the gavel, all stand)

“I wish to make a toast at this time. To \_\_\_\_\_.”

“Touch, Grasp, Rise To Toast, To Cause, Taste, Sip, Toast, Rotate, With Honor.”

\* (one rap of gavel, all are seated.)

**SERVE FIRST COURSE AT THIS TIME**

Worshipful Master . . . . . (rises) \* (one rap of the gavel)

“Brother Junior Deacon”, (the Jr. Deacon stands) “Cause the oil to meet the line.”  
(After giving order, WM seats himself.)

Junior Deacon . . . . . “Brother Stewards, you will trim the lamps.”

(The Jr. Deacon directs the stewards to fill the wine/juice glasses, and seats himself.)

Junior Deacon . . . . . (after being sure that all glasses are filled, stands)

“Worshipful Master, the oil is to the line; and all the lamps are trimmed.”

Worshipful Master . . . . . (stands)

“Thank you, Brother Junior Deacon.” (The Jr. Deacon seats himself.)

“LADIES AT THE TABLE, SECOND TOAST”

Worshipful Master . . . . . (still standing) \* (one rap of the gavel for attention)

“The Senior Warden will give the second toast at this time.” (SW rises WM sits)

Senior Warden . . . . . (the only person standing)

“Ladies and Brethren, the second toast is to a lady by the name of \_\_\_\_\_.”  
(Give a reason for her selection in one sentence.)

“Brother Historian, please give us a short history of \_\_\_\_\_. (After giving order, SW sits.) (Historian gives a short history of the woman to whom the toast is to be given. No more than two of three paragraphs long. He then seats himself.)

Senior Warden . . . . . (rises, gives three \*\*\* raps of the gavel all stand)

“I wish to make a toast at this time . To \_\_\_\_\_.”

“Touch, Grasp, Rise to Toast, To Cause, Taste, Sip, Toast, Rotate, With Honor,”

\* (one rap of gavel, all are seated)

**SERVE SECOND COURSE AT THIS TIME**

Worshipful Master . . . . . (rises) \* (one rap of the gavel)

“Brother Junior Deacon”, (the Jr. Deacon stands) “Cause the oil to meet the line.”  
(After giving order, WM seats himself.)

Junior Deacon . . . . . “Brother Stewards, you will trim the lamps.”

(The Jr. Deacon directs the stewards to fill the wine/juice glasses, and seats himself.)

Junior Deacon . . . . . (after being sure that all glasses are filled, stands)

“Worshipful Master, the oil is to the line; and all the lamps are trimmed.”

Worshipful Master . . . . . (stands)

“Thank you, Brother Junior Deacon.” (The WM and Jr. Deacon seat themselves.)

“LADIES AT THE TABLE, THIRD TOAST”

Junior Warden . . . . . (rises) \* (one rap of the gavel for attention)

Junior Warden . . . . . (the only person standing)

“Ladies and Brethren, the second toast is to a lady by the name of \_\_\_\_\_.”  
(Give a reason for her selection in one sentence.)

“ Brother Historian. Please give us a short history of \_\_\_\_\_. (After giving order, JW sits.) (Historian gives a short history of the woman to whom the toast is to be given. No more than two or three paragraphs long. He then seats himself.)

Junior Warden . . . . . (rises, gives three \*\*\* raps of the gavel, all stand).

“I wish to make a toast at this time. To \_\_\_\_\_.”

“Touch, Grasp, Rise to Toast, To Cause, Taste, Sip, Toast, Rotate, With Honor.”

\* ( one rap of gavel, all are seated)

**SERVE THIRD COURSE AT THIS TIME**

Worshipful Master . . . . .(rises) \* (one rap of gavel)

“Brother Junior Deacon”, (the Jr. Deacon stands) “Cause the oil to meet the line.”  
(After giving order, WM seats himself.)

Junior Deacon . . . . . “Brother Stewards, you will trim the lamps.”

(The Jr. Deacon directs the stewards to fill the wine/juice glasses, and seats himself.)

Junior Deacon . . . . . (after being sure that all glasses are filled, stands)

“Worshipful Master, The oil is to the line; and all the lamps are trimmed.”

Worshipful Master . . . . . (stands)

“Thank you, Brother Junior Deacon.” (The WM and Jr. Deacon seat themselves.)

“LADIES AT THE TABLE, FOURTH TOAST”

(At sometime during the allotted time frame, a pre-selected Brother “spontaneously” makes his toast.)

TOAST MAKER . . . . . (rises) \* (WM makes one rap of the gavel for attention)

TOAST MAKER . . . . . (the only person standing)

“Ladies and Brethren, the fourth toast is to a lady by the name of \_\_\_\_\_”  
(Give reason for her selection in one sentence.)

“Brother Historian. Please give us a short history of \_\_\_\_\_.  
(After giving order, TM sits.) (Historian gives a short history of the woman to whom the toast is to be given. No more than two or three paragraphs long. He then seat self.)

TOAST MAKER . . . . . (rises, gives three \*\*\* raps of gavel, all stand.)

“I wish to make a toast at this time. To \_\_\_\_\_.”

“Touch Grasp, Rise To Toast, To Cause, Taste, Sip, Toast, Rotate, With Honor.”

\* (one rap of the gavel, all are seated)

**SERVE FOURTH COURSE AT THIS TIME**

Worshipful Master . . . . . (rises) \* (one rap of the gavel)

“Brother Junior Deacon”, (the Jr. Deacon stands) “Cause the oil to meet the line.”  
(After giving order, WM seats himself.)

Junior Deacon . . . . . “Brother Stewards, you will trim the lamps.”

(The Jr. Deacon directs the stewards to fill the wine/juice glasses, and seats himself.)

Junior Deacon . . . . . (after being sure that all glasses are filled, stands)

“Worshipful Master, the oil is to the line; and all the lamps are trimmed.”

Worshipful Master . . . . . (stands)

“Thank you, Brother Junior Deacon.” (The WM and Jr. Deacon seat themselves.)

LADIES AT THE TABLE, FIFTH TOAST”

(At sometime during the allotted time frame, a pre-selected Brother “spontaneously” makes his toast.)

TOAST MAKER . . . . . (rises) \* (WM makes one rap of the gavel for attention)

TOAST MAKER . . . . . (the only person standing)

“Ladies and Brethren, the fifth toast is to a lady by the name of \_\_\_\_\_”  
(Give reason for her selection in one sentence.)

“Brother Historian. Please give us a short history of \_\_\_\_\_.  
(After giving order, TM sits.) (Historian gives a short history of the woman to whom the toast is to be given. No more than two or three paragraphs long. He then seats himself.)

TOAST MAKER . . . . . (rises, gives three \*\*\* raps of gavel, all stand.)

“I wish to make a toast at this time. To \_\_\_\_\_.”

“Touch Grasp, Rise To Toast, To Cause, Taste, Sip, Toast, Rotate, With Honor.”

\* (one rap of the gavel, all are seated)

**SERVE FIFTH COURSE AT THIS TIME  
GRAND LODGE OFFICER’S TOAST**

Worshipful Master . . . . . (rises) \* (one rap of the gavel)

“Brother Junior Deacon”, (the Jr. Deacon stands) “Cause the oil to meet the line.”  
(After giving order, WM seats himself.)

Junior Deacon . . . . . “Brother Stewards, you will trim the lamps.”

(The JD directs the stewards to fill the wine/juice glasses, and seats himself.)

Junior Deacon . . . . . (after being sure that all glasses are filled, stands)

“Worshipful Master, the oil is to the line; and all the lamps are trimmed.”

Worshipful Master . . . . . (stands)

“Thank you, Brother Junior Deacon.” (The Jr. Deacon seats himself.)

“LADIES AT THE TABLE, G.L. OFFICER TOAST”

Worshipful Master . . . . . (still standing) \* (one rap of the gavel for attention)

“Brother (*name GL Officer and position*) of the Most Worshipful Grand Lodge of Connecticut, A.F. & A.M., wishes to make a toast at this time. (GL Officer rises, WM sits)

( The highest ranking GL Officer present is the GL Officer introduced. He makes the following or similar toast)

Grand Lodge Officer . . . . . (The only person standing)

“Ladies and Brethren, I take this opportunity to toast all the ladies, both past and present, of our Grand Jurisdiction. I proudly make this toast in recognition and thanks for your many sacrifices, and you countless contribution to our great fraternity.”

Grand Lodge Officer . . . . . (gives three \*\*\* raps of the gavel, all stand.)

“To all our Grand Lodge of Connecticut Ladies”

“Touch Grasp, Rise To Toast, To Cause, Taste, Sip, Toast , Rotate, With Honor.”

\* (one rap of gavel and all are seated)

**SERVE FINAL (DESSERT) COURSE AT THIS TIME**

Worshipful Master . . . . . (rises) \* (one rap of the gavel)

“Brother Junior Deacon”, (the Jr. Deacon stands) “Cause the oil to meet the line.”  
(After giving order, WM seats himself.)

Junior Deacon . . . . . “Brother Stewards, you will trim the lamps.”

(The JD directs the Stewards to fill the wine/juice glasses, and seats himself.)

Junior Deacon . . . . . (after being sure all the glasses are filled, stands)

“Worshipful Master, the oil is to the line; and the lamps are trimmed.”

Worshipful Master . . . . . (stands)

“Thank you, Brother Junior Deacon.” (The Jr. Deacon seats self.)

“LADIES AT THE TABLE, LAST TOAST”

**Note: This final toast is given near the end of, or after the final (dessert) course is finished.**

Worshipful Master . . . . . (still standing) \* (one rap of the gavel for attention)

“Ladies and Brethren, this, our last toast, I make to all our special ladies, the most important women in our lives.”

Worshipful Master . . . . . (gives three \*\*\* raps of the gavel, all stand)

“ To all our Special Ladies”

“Touch, Grasp, Rise to Toast, To cause, Taste, Sip, Toast, Rotate, With Honor.”

\* (one rap of gavel, all are seated)

**PRE - CLOSING**

**Note: The presentation of a single red rose to each lady present should take place at this time.**

(S.W. and J.W. present roses)

Worshipful Master . . . . . (stands after roses are presented) \* (one rap of gavel for attention)

“Before we proceed to close, does anyone have anything to bring up at this time? If so, please stand and be recognized.”

(Allow those persons about, who so desire to speak.)

Worshipful Master . . . . . (standing)

(Call on dignitaries for final comments. Use similar protocol as is used in ‘Lodge’. The highest Grand Lodge Officer present should be the last person called upon to speak.)

**THERE SHOULD BE NO FURTHER BUSINESS - PROCEED TO CLOSE**



“LADIES AT THE TABLE, CLOSING”

Worshipful Master. . . . . (stands) \* (one rap of the gavel for attention, addresses all present)

“The hour grows late and our evening (dinner) must come to an end.”

Worshipful Master. . . . . \*\* (two raps of the gavel, all program officers rise and remain standing)

“Brother Senior Warden, are all seated on your left (and right)?

Senior Warden. . . . . “All are now seated, Worshipful Master.”

Worshipful Master. . . . . “Thank you, Brother Senior Warden.”

Worshipful Master. . . . . \* (one rap of gavel)

“ Brother Junior Warden are all seated on your right (and left)?.

Junior Warden . . . . . “All are now seated, Worshipful Master.”

Worshipful Master . . . . . “Thank you, Brother Junior Warden.”

Worshipful Master . . . . .

“Brother Senior Deacon, attend the altar, lead us in a closing prayer, then set the altar and close the lights.”

Worshipful Master . . . . . \*\*\* (three raps of the gavel, all stand)

Senior Deacon . . . . . (Moves to the altar, recites a prayer of his choice, closes the V.O.S.L., and snuffs out the candle.)

Worshipful Master. . . . . (while Senior Deacon is closing the V.O.S.L.)

“As Master of this dinner, I now declare that this session of “**LADIES AT THE TABLE**” be now closed.”

Worshipful Master. . . . . (When Senior Deacon has snuffed the candle \* one rap of the gavel, indicating conclusion of the program.)